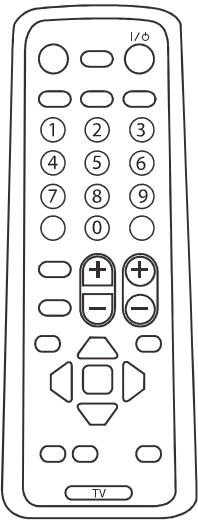


Manual Installation Remote Steering All New Ultimate

Limit less



Use Remote TV SONY Only

Specifications

Support car audio 10 brand and output controls to car audio
Over 27 type, with connection to the car more than 19 car brand
Including Asia Car & Europe car, selection is Easily by Remote
Sony TV Remote Control (any model)

How to install and use radio and car you want

1. Connect power cord into the key switch (ACC) and ground to order
2. Point Sony TV Remote Control to the direction of Remote Steering Ultimate installed.
3. Press the number corresponding to the radio or car model

[Example] if using PIONEER radio , press the number " 0 0 0 "
And if installation to HONDA car , press the number " 2 0 5 "
After pressing the 3 number , selection is confirmed when 3 continuous light blinking is Display. installation is complete and you may start using radio and car

Normally the default system is set to PIONEER car audio as a vehicle not selected,
So if you want to use the car with PIONEER audio , it is selected by default , you do not need to select the radio
*** Below are the Code table radio and car.
























Car Audio	Number	Controls
Made for Pioneer	000	W/R NEW VERSION / WITH BLUE TOOTH FUNCTION
Made for Pioneer	001	W/R OLD VERSION / WITH BLUE TOOTH FUNCTION
Made for Pioneer	002	INFRARED / WITH BLUE TOOTH FUNCTION
Made for KENWOOD	005	WIRE / INFRARED / WITH BLUE TOOTH FUNCTION
Made for ALPINE	010	PLUG / INFRARED / WITH BLUE TOOTH FUNCTION
Made for JVC	015 STANDARD	WIRE / OE / INFRARED
Made for JVC	016 Command 48Bit	INFRARED / WITH BLUE TOOTH FUNCTION
Made for JVC	017 VCD 1DIN, KDSV	WIRE / INFRARED
Made for clarion	025 STANDARD	OEM / INFRARED
Made for Clarion	026 2 DIN VX, VZ	INFRARED
Made for Sony Mobile	030 STANDARD	PLUG / INFRARED
Made for Sony Mobile	031 A1, C1	INFRARED
Made for Panasonic	035 2 DIN	WIRE / INFRARED
Made for Panasonic	036 DVD 1 D IN	WIRE / INFRARED
Made for Panasonic	037 Mp3 1 D IN	WIRE / INFRARED
Made for Panasonic	038 Tx5500	WIRE / INFRARED
Made for KAMAZ	050 HD3D	WIRE / INFRARED / WITH BLUE TOOTH FUNCTION
Made for KAMAZ	051 MOVE	WIRE / INFRARED
Made for ZULEX	056 Y2010 UP	WIRE / INFRARED

Automobile	Number	Model Cars
TOYOTA	200	ALL MODEL , PERODUA ALZA
HONDA	205	ALL MODEL **
HONDA	206	CRV GENERATION II
mazda	210	ALL MODEL
	215	TEANA , FAIRLADY 370z , ALMERA , MARCH , MURANO (Austria) , SYLPHY , PULSAR
	216	TIIDA , FAIRLADY 350z , XTRAIL , MURANO , SKYLINE 2004
	217	XTRAIL , YEAR 2010
	218	JUKE , CUBE
	219	NAVARA
SUZUKI	300	ALL MODEL
SUBARU	305	ALL MODEL
SUBARU	306	IMPREZA , FORESTER 2012
SUBARU	307	OUTBACK 2012
KIA	310	CARNIVAL
KIA	311	NASA
KIA	312	SOUL , FORTE
KIA	313	OPTIMA K5
	315	PERSONA , GEN 2 , NEO
	316	EXORA

Not applicable to **All New CIVIC CRV Model Y2011 up , requires other Model

Continued Next page



Automobile	Number	Model car
 SAGA	317	SAGA
 PREVE	318	PREVE
 WAJA	319	WAJA
 MITSUBISHI MOTORS	400	ALL MODEL
 LAND ROVER	405	DISCOVERY , FREELANDER
 LAND ROVER	406	LAND ROVER DISCOVERY3
RANGE ROVER	410	RANG ROVER 4.6 HS
 CHEVROLET	415	CAPTIVA
 CHEVROLET	416	OPTRA , AVEO
 CHEVROLET	417	ZAFIRA
 CHEVROLET	418	COMMANDOR
ISUZU 	419	ALL NEW D-MAX 2012 , COLORADO , TRAILBLAZER
Jeep	432	GRAND CHEROKEE
CITROËN 	433	JUMPER
 HYUNDAI	435	H1 , SONATA , TUCSON & MORE
 CHERY	440	TIGGO
 JAGUAR	450	S-TYPE
	451	147 , 156
 Ssang Yong	500	ALL MODEL
 Ssang Yong	503	KORANDO
 Ssang Yong	504	NEW STARVIC , Y2013
 MAZDA 	211	MAZDA BT50 , FORD RANGER
 <i>Fiesta</i>	212	FIESTA
	314	NASA II

