

**Before your start**

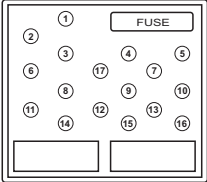
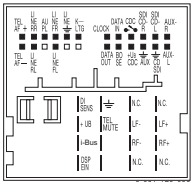
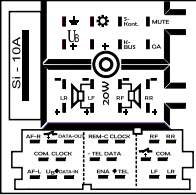


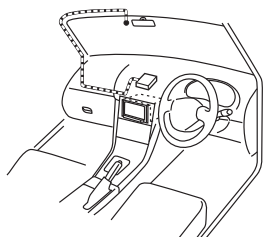
- A. Is this product compatible with the vehicle?  
 . See application guide ( below )

**Wiring connections**

- Step 1.** 1.1 Connect wire color orange to ACC 12V  
 1.2 Connect wire color black to GND
- Step 2.** 2.1 Connect wire color red , white and blue as follow on application guide

**\*\*\*Remark:**  
 Viewer plug the power cord

<p><b>BMW e46,e38,e39,x3,x5,z4,Mini</b></p>  <p>Connect wire color Yellow to pin 7 White/Red e46                  Or White/Gray e38,e39,x3,x5,z4 ( I-Bus)</p>	<p><b>BMW e46,e38,e39,x3,x5,z4,Mini</b></p>  <p>Connect wire color Yellow to pin 14 White/Red e46                  Or White/Gray e38,e39,x3,x5,z4 ( I-Bus)</p>	<p><b>VW PASSAT V5</b></p>  <p>Connect wire color Red to REM-C</p>	



**Installation for infrared transmitter**

**Installation for ALPINE ,JVC,CLARION, PIONEER,SONY PLUG**

To Steering Remote Interface box



**Installation for KENWOOD wire**

Connect wire color sky blue on remote control interface box to KENWOOD wire label REMO.CONN OR REMOTE STEERING